THIS DRAWING IS THE PROPERTY OF DELF INDIA & SHALL NOT BE COPIED OR REPRODUCED EITHER WHOLLY OR IN PART WITHOUT THE WRITTEN PERMISSION OF THE AFORMENTIONED COMPANY

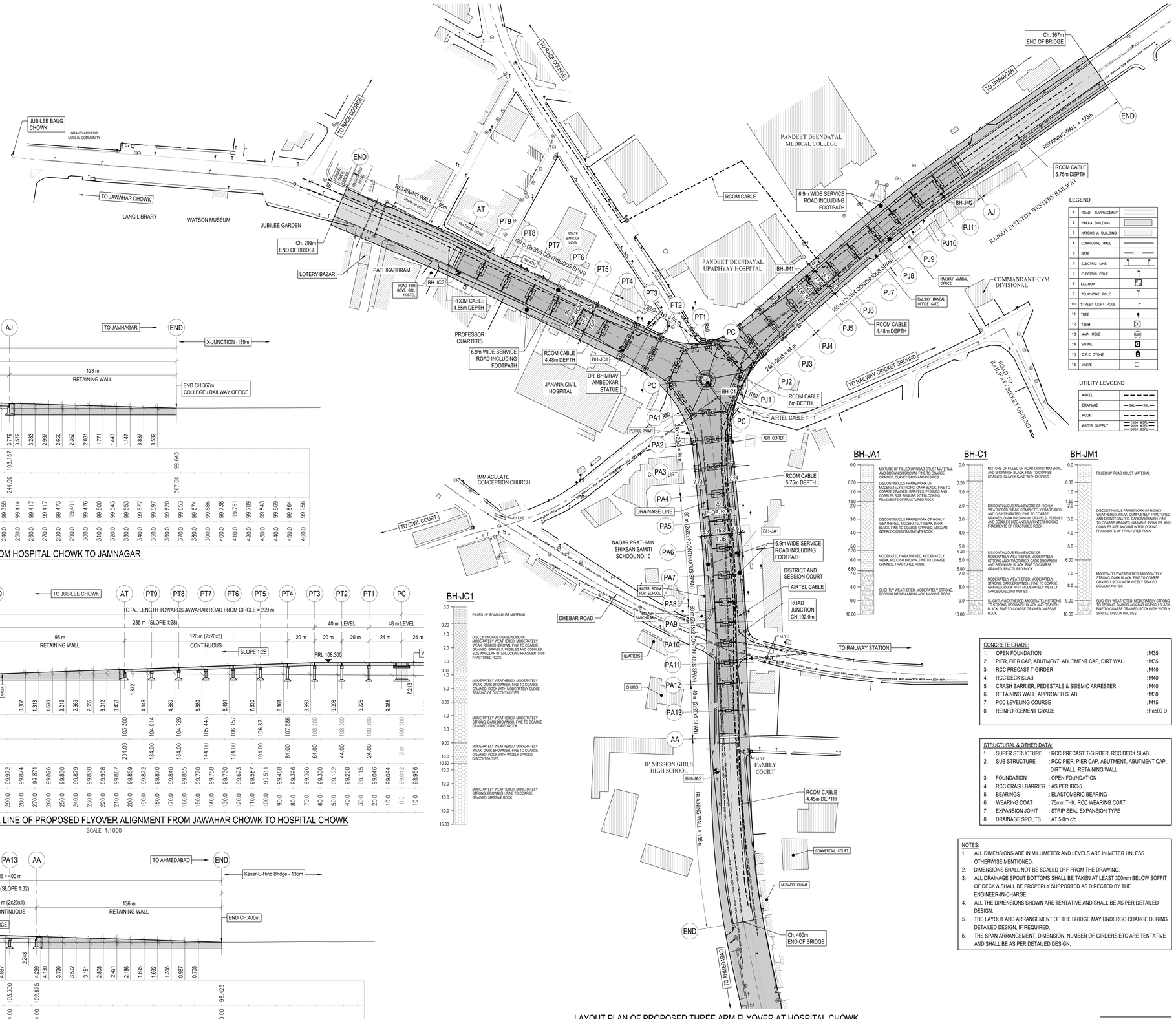

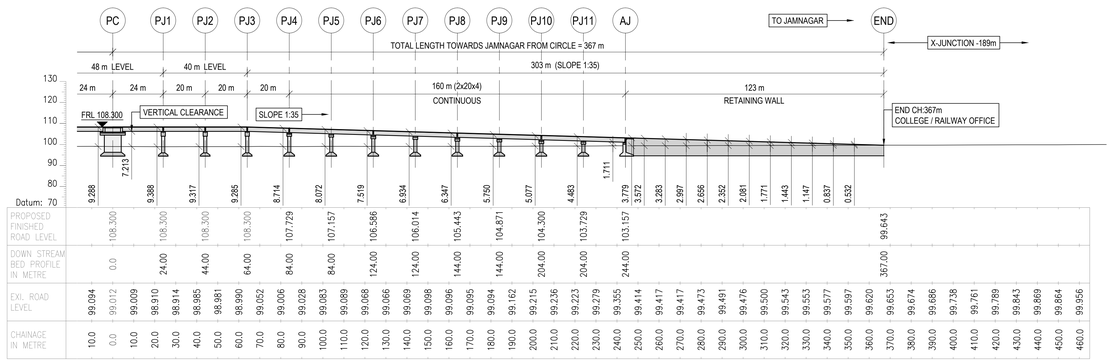

LONGITUDINAL SECTION AT CENTER LINE OF PROPOSED FLYOVER ALIGNMENT FROM HOSPITAL CHOWK TO JAMNAGAR

SCALE 1:1000

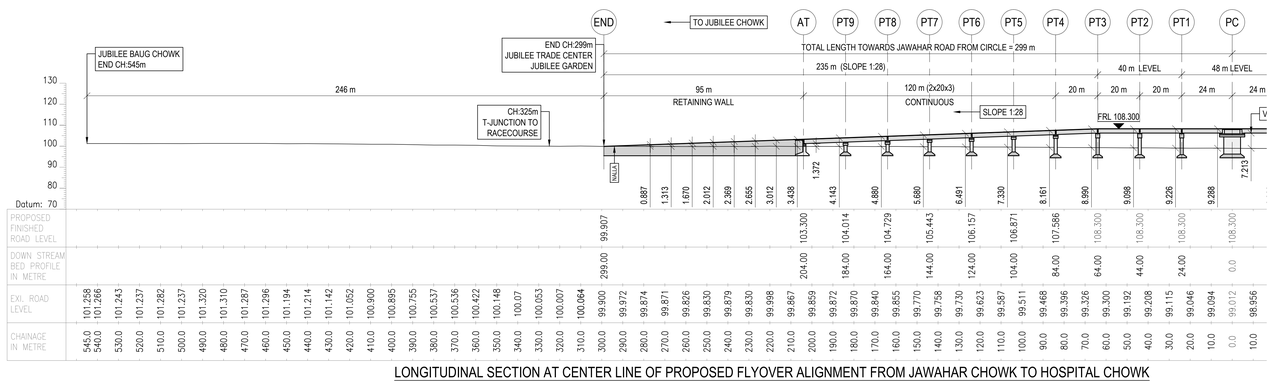

LONGITUDINAL SECTION AT CENTER LINE OF PROPOSED FLYOVER ALIGNMENT FROM JAWAHAR CHOWK TO HOSPITAL CHOWK

SCALE 1:1000

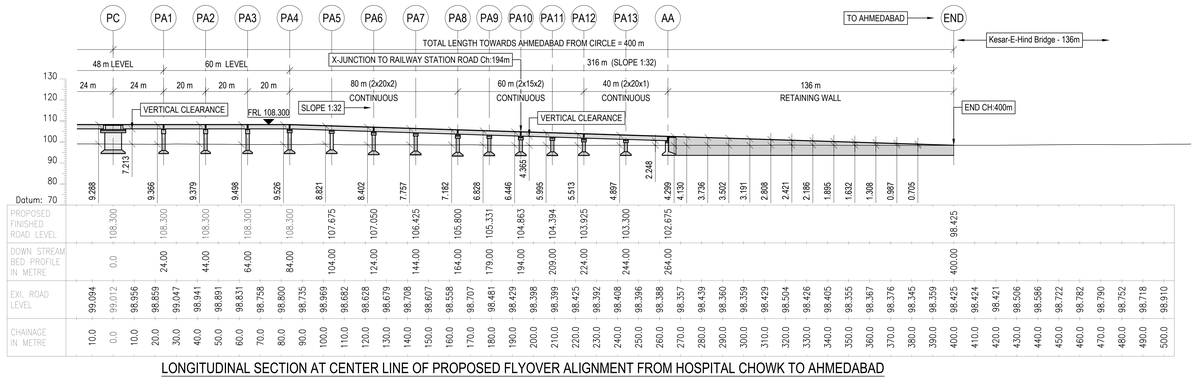

LONGITUDINAL SECTION AT CENTER LINE OF PROPOSED FLYOVER ALIGNMENT FROM HOSPITAL CHOWK TO AHMEDABAD

SCALE 1:1000

LAYOUT PLAN OF PROPOSED THREE ARM FLYOVER AT HOSPITAL CHOWK

SCALE 1:1000

CONCRETE GRADE:

1.	OPEN FOUNDATION	: M35
2.	PIER, PIER CAP, ABUTMENT, ABUTMENT CAP, DIRT WALL	: M35
3.	RCC PRECAST T-GIRDER	: M40
4.	RCC DECK SLAB	: M40
5.	CRASH BARRIER, PEDESTALS & SEISMIC ARRESTER	: M40
6.	RETAINING WALL, APPROACH SLAB	: M30
7.	PCC LEVELING COURSE	: M15
8.	REINFORCEMENT GRADE	: Fe500 D

STRUCTURAL & OTHER DATA:

1.	SUPER STRUCTURE	: RCC PRECAST T-GIRDER, RCC DECK SLAB
2.	SUB STRUCTURE	: RCC PIER, PIER CAP, ABUTMENT, ABUTMENT CAP, DIRT WALL, RETAINING WALL
3.	FOUNDATION	: OPEN FOUNDATION
4.	RCC CRASH BARRIER	: AS PER IRC-5
5.	BEARINGS	: ELASTOMERIC BEARING
6.	WEARING COAT	: 75mm THK. RCC WEARING COAT
7.	EXPANSION JOINT	: STRIP SEAL EXPANSION TYPE
8.	DRAINAGE SPOUTS	: AT 5.0m c/c

NOTES:

1. ALL DIMENSIONS ARE IN MILLIMETER AND LEVELS ARE IN METER UNLESS OTHERWISE MENTIONED.
2. DIMENSIONS SHALL NOT BE SCALED OFF FROM THE DRAWING.
3. ALL DRAINAGE SPOUT BOTTOMS SHALL BE TAKEN AT LEAST 300mm BELOW SOFFIT OF DECK & SHALL BE PROPERLY SUPPORTED AS DIRECTED BY THE ENGINEER-IN-CHARGE.
4. ALL THE DIMENSIONS SHOWN ARE TENTATIVE AND SHALL BE AS PER DETAILED DESIGN.
5. THE LAYOUT AND ARRANGEMENT OF THE BRIDGE MAY UNDERGO CHANGE DURING DETAILED DESIGN, IF REQUIRED.
6. THE SPAN ARRANGEMENT, DIMENSION, NUMBER OF GIRDERS ETC ARE TENTATIVE AND SHALL BE AS PER DETAILED DESIGN.

FOR APPROVAL

REFERENCE DRAWING

DRAWING No.	DRAWING TITLE
9163-BR-GAD-101	GENERAL ARRANGEMENT OF BRIDGE (2 OF 2)

FILENAME : 9163-BR-GAD-101-RA GENERAL ARRANGEMENT OF BRIDGE_2019-01-01_FINAL 1.2.19

REVISIONS

REV	DATE	DESCRIPTION	DRN	CHK
A	01/01/19	ISSUED FOR APPROVAL	DRP	ARS

	APPROVAL	NAME	DATE	APPROVAL	NAME	DATE
DESIGNER	RDP	24/08/18	CLIENT	RMC	24/08/18
CHECKED	ARS	24/08/18	PROJECT LEADER	ARS	24/08/18
DRAWN	DRP	24/08/18	DISCIPLINE	CIVIL	24/08/18

DELF CONSULTING ENGINEERS (INDIA) PVT. LTD.
Consulting Engineers & Project Managers (ISO 9001:2008 Certified Company)
101, 3rd Floor, Sheraxy-1, Opp. Shivalik Plaza, NH-8 Tilak Road, Ambawadi, Ahmedabad-380015, Gujarat, India
Tel. +91-79-26300960, 4047-26300961 Fax. +91-79-26300962, email : info@delfengineersindia.com, web : www.delfengineersindia.com

CLIENT: RAJKOT MUNICIPAL CORPORATION (RMC)

PROJECT: CONSTRUCTION OF THREE ARM FLYOVER AT HOSPITAL CHOWK IN RAJKOT CITY

TITLE: LAYOUT PLAN OF PROPOSED FLYOVER FOR 29.0m ROW

SHEET 1 of 2

SCALE: AS SHOWN

U.D.N.

DELF DWG No. 9163-BR-GAD-101

SIZE A0

REV. A